



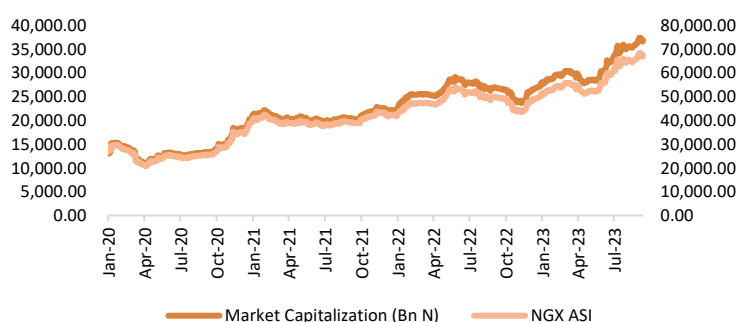
# Cowry Daily Market Insight 21 September 2023

MPR: 18.75%  
Aug'23 Inflation Rate: 25.80%  
Q2 2023 Real GDP: 2.51%

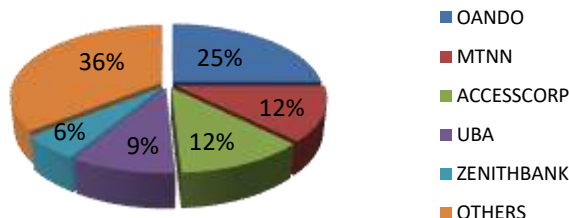
## The Bears Steady its Hold as NGX-ASI Skids 0.09% on Pressured Sell-Offs; NIBOR Crashes Across Maturities on Liquidity Ease...

The bears maintained its grips on the local bourse as the index declined by another 9bps to close at 68,271.14 points on the back of pressured sell-offs even as investors dump OANDO (-9.93%), LASACO (-9.71%), CHAMS (-9.59%), and TANTALIZER (-8.57%). As a result, the year-to-date gain of the NGX All-Share Index (ASI) printed at 33.21% as the day's trading also saw more losers (30) than gainers (20). Across the sectors, performance was largely bullish with four out of five indexes closing in the positive region while one closed negative. Thus, the Banking was the only laggard showcasing a bearish performance of 0.46%. On the other hand, the NGX Insurance, NGX Oil & Gas, Consumer Goods and NGX Industrial indices experienced upward movements of 0.26%, 0.19%, 0.05% and 0.01% as investors express positive sentiments on the sectors, while the Banking index tanked by 0.46%. Looking at market activity, it was a positive outing as the total volume and value advanced by 98.34% and 8.03% to 1.12 billion units valued at N5.82 billion while the total deals decreased by 3.07% to 7,949 trades. Meanwhile, UNIVINSURE was the most actively traded security with a total trading volume of 669.01 million units valued at N134.21 billion across 148 trades.

### NGX ASI & Market Capitalisation



### Today's biggest transactions by %age of total naira votes



MARKET STATISTICS	CLOSE	PREVIOUS	TODAY'S %	YTD %
All Share Index (ASI)	68,271.14	68,335.72	(0.09)	33.209
Deals	7,949	8,201	(3.07)	
Volume (millions)	1,123.85	566.63	98.34	
Value (₦ Millions)	5,818.85	5,386.24	8.03	
Market Cap (₦ billions)	37,365.28	37,400.62	(0.09)	33.853

SECTORED INDICES	CLOSE	PREVIOUS	TODAY'S % Δ
NGX BANKING	690.07	693.29	(0.46)
NGX INSURANCE	266.53	265.85	0.26
NGX CONSUMER GOODS	1,113.44	1,112.92	0.05
NGX OIL/GAS	922.93	921.16	0.19
NGX IND	2,884.02	2,883.76	0.01

Source: NGX, Cowry Research

TENOR	NIBOR as @ 21/09/2023	NIBOR as @ 20/09/2023	PPT
Overnight	3.1300	9.6300	-6.50
1 Month	9.0000	10.1300	-1.13
3 Months	9.7500	10.3100	-0.56
6 Months	11.0800	11.3100	-0.23

Source: FMDQ

TENOR	NITTY as @ 21/09/2023	NITTY as @ 20/09/2023	PPT
1Month	3.6400	3.7700	-0.13
3 Months	5.0500	5.0400	0.01
6 Months	7.6700	7.6500	0.02
12 Months	14.3300	14.4600	-0.13

Source: FMDQ

Bond Name	Maturity (Years)	Bid Price	Daily Δ	Offer yield	Yield YTD PPT Δ
16.29% FGN MAR 2027	10	107.24	0.00	13.61%	-0.003
12.50% FGN MAR 2035	15	86.85	0.00	14.92%	0.014
16.25% FGN APR 2037	20	104.45	0.00	15.45%	0.008
12.98% FGN MAR 2050	30	82.32	0.00	15.83%	0.018

Source: FMDQ

Eurobond Name	Maturity (Years)	Bid Price	Daily Δ	Offer Yield	Yield YTD PPT Δ
6.50 NOV 28, 2027	10	85.13	-0.40	11.04%	0.020
7.69% FEB 23, 2038	20	72.30	-0.42	11.72%	-0.008
7.62% NOV 28, 2047	30	68.69	-0.45	11.47%	-0.008

Source: FMDQ

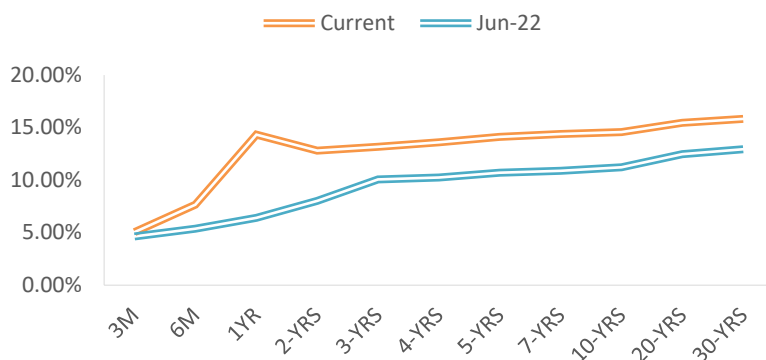
### IMPORTANT DISCLOSURES

This report is produced by the Research Desk, Cowry Asset Management Limited (COWRY) as a guideline for Clients that intend to invest in securities on the basis of their own investment decision without relying completely on the information contained herein. The opinion contained herein is for information purposes only and does not constitute any offer or solicitation to enter into any trading transaction. While care has been taken in preparing this document, no responsibility or liability whatsoever is accepted by any member of COWRY for errors, omission of facts, and any direct or consequential loss arising from the use of this report or its contents.

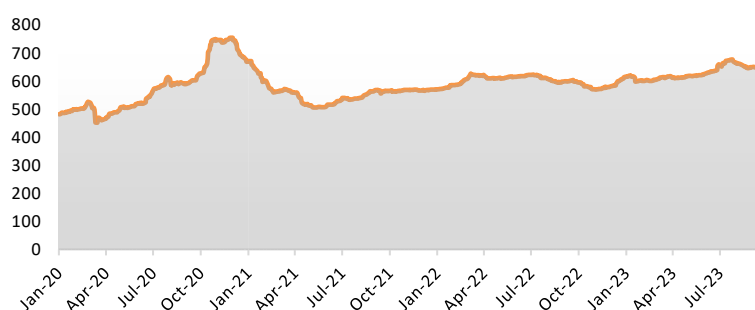


# Cowry Daily Market Insight 21 September 2023

## NAIRA YIELD CURVE



## S&P/FMDQ Nigeria Sovereign Bond Index (NGN)



USD/NGN Exchange Rate	21/09/2023	Previous	Daily %
I&E FX	₦738.00	₦770.71	4.24%
Parallel	₦990	₦980	1.02%

Major Currencies & Commodities	21/09/2023	Daily %	Yearly %
EURUSD	1.0659	0.00%	8.39%
GBPUSD	1.229	-0.47%	9.15%
USDZAR	18.8712	0.13%	7.44%
USDEGP	30.893	0.14%	58.56%
Crude Oil, \$/bbl	90.734	1.20%	9.34%
Brent, \$/bbl	94.003	0.51%	6.76%
Natural Gas, \$/MMBtu	2.688	-1.64%	-63.60%
Coal, \$/T	160.75	0.00%	-63.57%
Gold, \$/t.oz	1923.43	-0.32%	15.10%
Wheat, \$/Bu	583.99	-0.81%	-35.75%
Palm Oil, MYR/T	3678	-1.13%	-3.87%
Cocoa, \$/T	3574	0.11%	53.64%

## Money Market

In the money market, NIBOR rates crashed across all maturities due to FAAC inflow into the system and caused an improvement in system liquidity. The overnight and repo funding rates decreased by 0.69% points and 0.75% points to close at 3.21% and 2.5% respectively.

Meanwhile, the Nigerian Interbank Treasury Bills True Yield (NITTY) observed a mixed trend across the short and long maturities. However, the average secondary market yield on the Nigerian T-bills trended higher across the short, mid and long end of the curve by 59% points to close at 8.46%.

## Bond Market

The secondary market for FGN Bonds experienced low levels of activity as the average yield increased marginally by 4bp majorly due to a yield expansion of 72bps on the Mar '24 maturity.

In Nigeria's sovereign Eurobonds market, predominantly bearish sentiments pushed yields across the curve higher. Meanwhile, the average secondary market yield rose 9bps to close at 11.29%.

## Foreign Exchange Market

The Naira gained strength, appreciating against the US dollar by 4.24% to N738/\$1 (from N770.71) at the Investors and Exporters (I&E) windows as demand pressure cooled. However, at the parallel market it saw further demand pressure as it depreciated by 1.02% to a new low of N990/\$1.

## Global Commodity Market

At 3:30 p.m. GMT+1, Brent crude showed rebound by 0.51% to \$94.00 per barrel, while WTI crude reversed Wednesday's losses by 1.20% to trade at \$90.73 per barrel. This comes after Russia announced a ban on fuel exports, raising further concerns about tight supplies.

Meanwhile, official data showed that US crude inventories fell by 2.135 million barrels last week, and stocks at Cushing were at their lowest since July 2022.

Source: FMDQ, Trading Economics, OilPrice.com, S&P Dow Jones, Cowry Research

### IMPORTANT DISCLOSURES

This report is produced by the Research Desk, Cowry Asset Management Limited (COWRY) as a guideline for Clients that intend to invest in securities on the basis of their own investment decision without relying completely on the information contained herein. The opinion contained herein is for information purposes only and does not constitute any offer or solicitation to enter into any trading transaction. While care has been taken in preparing this document, no responsibility or liability whatsoever is accepted by any member of COWRY for errors, omission of facts, and any direct or consequential loss arising from the use of this report or its contents.



# Cowry Daily Market Insight 21 September 2023

Corporate Bond Issuer	Description	Issue Date	Maturity Date	Coupon (%)	Yield (%)	Daily Δ
STERLING INV. MGT. PLC	16.50 STERLING INV. 3-AUG-2023	03-Aug-16	03-Aug-23	16.50	4.18	1.21
MIXTA REAL ESTATE PLC	16.50 MIXTA IIA 12-OCT-2023	12-Oct-18	12-Oct-23	16.50	9.88	1.21
MIXTA REAL ESTATE PLC	17.75 MIXTA IIB 12-OCT-2023	12-Oct-18	12-Oct-23	17.75	4.96	1.18
FLOUR MILLS OF NIGERIA PLC	16.00 FLOURMILLS II 30-OCT-2023	01-Nov-18	30-Oct-23	16.00	5.90	1.11
STANBIC IBTC	15.75 STANBIC I 5-DEC-2023	17-Dec-18	05-Dec-23	15.75	6.36	1.11
FCMB LIMITED	17.25 FCMB III 8-DEC-2023	09-Dec-16	08-Dec-23	17.25	11.05	0.41
DANGOTE CEMENT PLC	11.25 DANGCEM IA 30-MAY-2024	26-May-21	30-May-24	11.25	16.96	0.00
FLOUR MILLS OF NIGERIA PLC	11.10 FLOURMILLS IIIB 27-FEB-2025	27-Feb-20	27-Feb-25	11.10	14.07	0.00
LAPO MFB SPV PLC	13.00 LAPO MFB II 30-MAR-2025	30-Mar-20	30-Mar-25	13.00	15.70	-0.01
DANGOTE CEMENT PLC	12.50 DANGCEM I 30-APR-2025	24-Apr-20	30-Apr-25	12.50	15.38	0.04
UNITED CAPITAL PLC	12.50 UNICAP I 28-MAY-2025	28-May-20	28-May-25	12.50	15.08	-0.02
PARTHIAN PARTNERS FUNDING SPV PLC	13.50 PAPF SPV I 27-Jul-2025	27-Jul-22	27-Jul-25	13.50	14.43	-0.03
UNION BANK OF NIGERIA PLC	15.75 UNION II 3-SEP-2025	07-Sep-18	03-Sep-25	15.75	16.77	-0.03
STERLING INV. MGT. PLC	16.25 STERLING INV. II 6-OCT-2025	05-Oct-18	06-Oct-25	16.25	16.83	-0.03
WEMA FUNDING SPV PLC	16.50 WEMA FUNDING SPV II 12-OCT-2025	12-Oct-18	12-Oct-25	16.50	15.50	-0.03
CORONATION MB FUNDING SPV PLC	6.25 CORO MB SPV I 30-NOV-2025	30-Nov-20	30-Nov-25	6.25	14.12	-0.03
FLOUR MILLS OF NIGERIA PLC	5.50 FLOURMILLS IV A 15-DEC-2025	14-Dec-20	15-Dec-25	5.50	13.91	0.00
CARDINALSTONE FINANCING SPV PLC	7.00 CARDINAL SPV I 30-DEC-2025	30-Dec-20	30-Dec-25	7.00	14.19	-0.04
FSDH FUNDING SPV PLC	8.50 FSDH SPV PLC IA 16-FEB-2026	16-Feb-21	16-Feb-26	8.50	14.19	-0.04
FSDH FUNDING SPV PLC	8.00 FSDH SPV PLC IB 16-FEB-2026	16-Feb-21	16-Feb-26	8.00	15.83	0.00
MECURE INDUSTRIES FUNDING SPV PLC	13.00 MECURE SPV PLC I 31-MAR-2026	31-Mar-21	31-Mar-26	13.00	14.53	-0.02
DANGOTE CEMENT PLC	12.50 DANGCEM IB 30-MAY-2026	26-May-21	30-May-26	12.50	14.30	-0.03
ACCESS BANK PLC	15.50 ACCESS BANK 23-JUL-2026	23-Jul-19	23-Jul-26	15.50	16.00	-0.03
MTN NIGERIA COMMUNICATIONS PLC	13.50 MTNN IA 30-SEP-2026	30-Sep-22	30-Sep-26	13.50	14.43	-0.02
SUNDRY FOODS FUNDING SPV PLC	13.50 SUNDRY SPV PLC I 15-DEC-2026	15-Dec-21	15-Dec-26	13.50	14.25	-0.02
EAT & GO FINANCE SPV PLC	14.25 EAT & GO FINANCE SPV 17-DEC-2026	17-Dec-19	17-Dec-26	14.25	15.66	-0.01
DANGOTE CEMENT PLC	11.85 DANGCEM IIA 30-APR-2027	27-Apr-22	30-Apr-27	11.85	14.71	0.01
AXXELA FUNDING 1 PLC	14.30 AXXELA I 20-MAY-2027	20-May-20	20-May-27	14.30	15.83	-0.03
ACCELEREX SPV PLC	14.00 ACSP I 15-JUN-2027	15-Jun-22	15-Jun-27	14.00	16.68	-0.02
NOVAMBL INVESTMENTS SPV PLC	12.00 NOVAMBL SPV I 23-JUL-2027	23-Jul-20	23-Jul-27	12.00	17.80	0.05
UNICAP	15.00 UNICAP II 14-SEP-2027	14-Sep-22	14-Sep-27	15.00	15.88	0.07
*NMRC	7.20 NMRC III 2-NOV-2027	02-Nov-20	02-Nov-27	7.20	16.61	-0.03
VIATHAN FUNDING PLC	16.00 VIATHAN (GTD) 14-DEC-2027	15-Dec-17	14-Dec-27	16.00	14.22	-0.04

[www.cowryasset.com](http://www.cowryasset.com)

## IMPORTANT DISCLOSURES

This report is produced by the Research Desk, Cowry Asset Management Limited (COWRY) as a guideline for Clients that intend to invest in securities on the basis of their own investment decision without relying completely on the information contained herein. The opinion contained herein is for information purposes only and does not constitute any offer or solicitation to enter into any trading transaction. While care has been taken in preparing this document, no responsibility or liability whatsoever is accepted by any member of COWRY for errors, omission of facts, and any direct or consequential loss arising from the use of this report or its contents.



# Cowry Daily Market Insight 21 September 2023

Corporate Bond Issuer	Description	Issue Date	Maturity Date	Coupon (%)	Yield (%)	Daily Δ
FLOUR MILLS OF NIGERIA PLC	6.25 FLOURMILLS IV B 14-DEC-2027	14-Dec-20	14-Dec-27	6.25	15.67	0.09
BUA CEMENT PLC	7.50 BUACEM I 30-DEC-2027	30-Dec-20	30-Dec-27	7.50	14.24	-0.04
MTN NIGERIA COMMUNICATIONS PLC	13.00 MTN COM PLC I 5-MAY-2028	05-May-21	05-May-28	13.00	14.49	-0.01
NIGER DELTA EXPLORATION & PRODUCTION PLC	17.00 NDEP I 13-JAN-2028	13-Jan-23	13-Jan-28	17.00	14.97	0.08
DANGOTE CEMENT PLC	13.50 DANGCEM IC 30-MAY-2028	26-May-21	30-May-28	13.50	15.19	0.09
C&I LEASING PLC	15.50 C&I LEASING II 3-JUN-2028	03-Jun-21	03-Jun-28	15.50	15.96	-0.03
CERPAC RECEIVABLES FUNDING SPV PLC	14.50 CERPAC-SPV III 15-JUL-2028	10-Sep-21	15-Jul-28	14.50	16.81	-0.01
ARDOVA PLC	13.30 ARDOVA PLC IA 12-NOV-2028	12-Nov-21	12-Nov-28	13.30	14.79	-0.03
EAT & GO FINANCE SPV PLC	13.25 EAT & GO FINANCE SPV 8-MAR-2029	08-Mar-22	08-Mar-29	13.25	16.74	0.00
PRESCO PLC	12.85 PRESCO PLC 5-APR-2029	05-Apr-22	05-Apr-29	12.85	15.71	0.04
DANGOTE CEMENT PLC	12.35 DANGCEM IIB 30-APR-2029	27-Apr-22	30-Apr-29	12.35	15.51	0.00
UNION BANK OF NIGERIA PLC	16.20 UNION III 27-JUN-2029	27-Jun-19	27-Jun-29	16.20	17.76	0.00
DANGOTE INDUSTRIES FUNDING PLC	12.75 DANGIFP IA 19-JUL-2029	19-Jul-22	19-Jul-29	12.75	16.27	0.00
GEREGU POWER PLC	14.50 GERP I 28-JUL-2029	28-Jul-22	28-Jul-29	14.50	16.59	0.01
*NMRC	14.90 NMRC I 29-JUL-2030	29-Jul-15	29-Jul-30	14.90	14.95	0.08
TSL SPV PLC	10.00 TSL SPV I (GTD) 6-OCT-2030	06-Oct-20	06-Oct-30	10.00	16.39	0.04
FBNQ MB FUNDING SPV PLC	6.25 FBNQ MB SPV II 16-DEC-2030	16-Dec-20	16-Dec-30	6.25	15.61	0.00
FIDELITY BANK PLC	8.50 FIDELITY I 7-JAN-2031	07-Jan-21	07-Jan-31	8.50	15.62	0.00
PRIMERO BRT SECURITISATION SPV PLC	17.00 PRIMERO BRT-SPV 27-OCT-2031	24-May-19	27-Oct-31	17.00	17.47	0.00
MTN NIGERIA COMMUNICATIONS PLC	12.75 MTN COM PLC II 4-NOV-2031	04-Nov-21	04-Nov-31	12.75	15.61	0.00
ARDOVA PLC	13.65 ARDOVA PLC IB 12-NOV-2031	12-Nov-21	12-Nov-31	13.65	15.69	0.08
GPC-SPV COMPANY PLC	13.00 GPC SPV PLC (GTD) 23-NOV-2031	23-Nov-21	23-Nov-31	13.00	15.28	0.05
PAT DIGITAL INFRA FUND SPV PLC	13.25 PAT SPV PLC (GTD) 2-FEB-2032	02-Feb-22	02-Feb-32	13.25	15.60	0.03
DANGOTE CEMENT PLC	13.00 DANGCEM IIC 30-APR-2032	27-Apr-22	30-Apr-32	13.00	16.30	0.00
DANGOTE CEMENT PLC	13.00 DANGCEM IIC 30-APR-2032	19-Jul-22	19-Jul-32	13.50	16.50	0.00
MTN NIGERIA COMMUNICATIONS PLC	14.50 MTNN IB 30-SEP-2032	30-Sep-22	30-Sep-32	14.50	15.79	0.00
DANGOTE INDUSTRIES FUNDING PLC	13.50 DANGIFP IB 19-JUL-2032	19-Jul-22	19-Jul-32	16.75	16.79	0.00
*NMRC	13.80 NMRC II 15-MAR-2033	21-May-18	15-Mar-33	13.80	15.45	-0.01
GEL UTILITY FUNDING SPV PLC	15.15 GEL UTILITY-SPV (GTD) 28-AUG-2034	28-Aug-19	28-Aug-34	15.15	16.15	0.00
LFZC FUNDING SPV PLC	13.25 LFZC II 16-MAR-2042	10-May-22	16-Mar-42	13.25	16.43	0.00
FCMB GROUP PLC	16.00 FCMB I (PERP)	16-Feb-23	-	16.00	16.20	0.10
LFZC FUNDING SPV PLC	15.25 LFZC III 29-MAR-2043	29-Mar-23	29-Mar-43	19.76	16.48	0.00

[www.cowryasset.com](http://www.cowryasset.com)

#### IMPORTANT DISCLOSURES

This report is produced by the Research Desk, Cowry Asset Management Limited (COWRY) as a guideline for Clients that intend to invest in securities on the basis of their own investment decision without relying completely on the information contained herein. The opinion contained herein is for information purposes only and does not constitute any offer or solicitation to enter into any trading transaction. While care has been taken in preparing this document, no responsibility or liability whatsoever is accepted by any member of COWRY for errors, omission of facts, and any direct or consequential loss arising from the use of this report or its contents.